



भारत सरकार / GOVERNMENT OF INDIA
पत्तन, पोत परिवहन और जलमार्ग मंत्रालय
MINISTRY OF PORTS, SHIPPING AND WATERWAYS

नौवहन महानिदेशालय, मुंबई

DIRECTORATE GENERAL OF SHIPPING, MUMBAI

File: 11-27036/1/2026-COMP – DGS (C-39720)

Date: 07-04-2026

NOTICE

Sub: Update of Seafarer Profile on new e-Samudra Portal – reg.

The Directorate General of Shipping is continuously undertaking digitisation and upgradation of its online systems to enhance efficiency and transparency.

2. In furtherance of this objective, migration of seafarer profile data from the existing system to the new e-Samudra Portal is being carried out.

3. In view of the above, all seafarers are hereby advised to verify and update their profile details on the new e-Samudra Portal to incorporate any necessary corrections or changes.

4. All seafarers shall log in to the new e-Samudra Portal using the link below:
<https://esamudra.dgshipping.gov.in>

5. Seafarers may login using the same email ID and mobile number registered at the time of initial registration. One-Time Password (OTP) for login shall be sent to the registered mobile number and email ID both.

5. The detailed procedure for registration and login is annexed herewith as *Annexure*. Upon migration to the new portal, seafarers may update their profile details, as required. The migration of seafarer profiles to the new portal shall be undertaken at the earliest available opportunity.

6. All certification services (CoPs/CoCs) available on the existing portal shall continue for the time being until their migration to the new portal, for which a separate intimation will be issued.

6. For any queries or technical assistance, seafarers may write to: dgs.support@gov.in

7. The new e-Samudra portal shall go live and be effective from 07-04-2026.

8. It is requested that this circular may be widely circulated to ensure awareness and compliance among all seafarers.

This is issued with the approval of the Nautical Advisor (I/c).

Praneet Choudhary
07/07/2026

(Praneet Choudhary)

Dy. Director General of Shipping

To: All Indian Seafarers

ANNEXURE

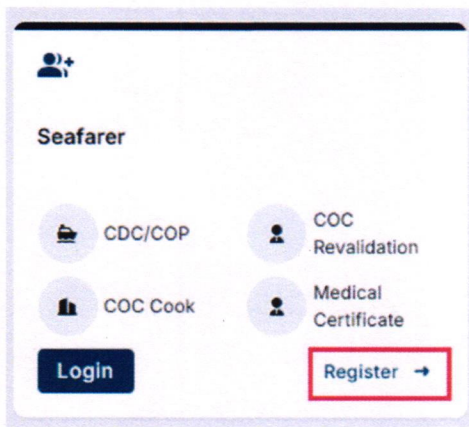
Process Flow for Updating Seafarer Profile.

All seafarers are requested to complete their registration on the new e-Samudra Portal by following the step-by-step instructions provided below:

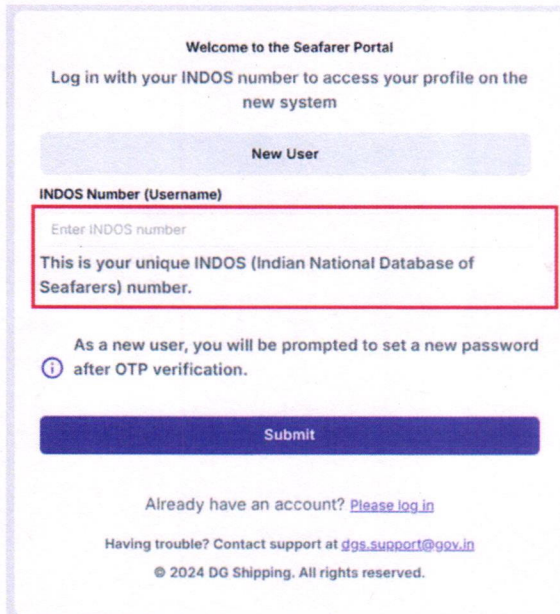
Steps for Seafarer Registration and Login on e-Samudra

A. Registration Process

1. Visit the DG Shipping e-Samudra portal: <https://esamudra.dgshipping.gov.in>
2. On the homepage, navigate to the **Seafarer** section.
3. Click on the “**Register**” button to begin the registration process.



4. Enter your **INDOS Number** (this will be your username for login).



Welcome to the Seafarer Portal

Log in with your INDOS number to access your profile on the new system

New User

INDOS Number (Username)

Enter INDOS number

This is your unique INDOS (Indian National Database of Seafarers) number.

As a new user, you will be prompted to set a new password after OTP verification.

Submit

Already have an account? [Please log in](#)

Having trouble? Contact support at dgs.support@gov.in

© 2024 DG Shipping. All rights reserved.

5. Click on the “Submit” button.
6. After clicking Submit, an OTP (One-Time Password) will be sent to:
 - Your registered mobile number, and
 - Your registered email ID (as per INDOS records).

Mobile OTP Verification

7. Enter the OTP received on your **registered mobile number**.
8. Click on the “Verify OTP” button.
9. Upon successful verification, a confirmation message will be displayed on the screen.

OTP Verification

OTP AUTHENTICATION

Enter the 6 digit OTP sent to your registered mobile number: 9XXXXXXXXX7

Enter the 6 digit OTP sent to your registered email: mXXXXXXXX@gmail.com

Email OTP Verification

10. Open your **registered email inbox** and check for the OTP email.
11. If the email is not found in your Inbox, please check your **Spam/Junk folder**.
12. Enter the OTP received on your **registered email ID**.
13. Click on the “Verify OTP” button.
14. Upon successful verification, a confirmation message will be displayed.

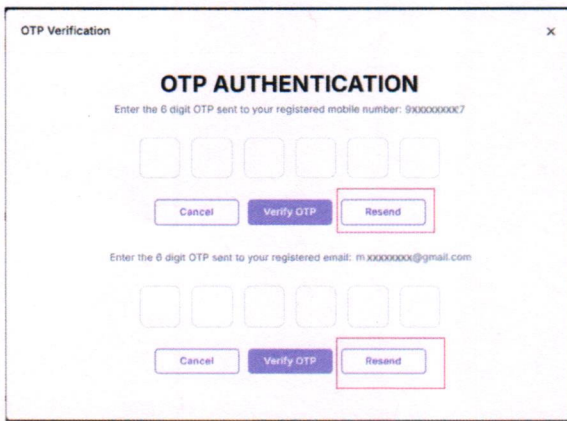
OTP Verification

OTP AUTHENTICATION

Enter the 6 digit OTP sent to your registered mobile number: 9XXXXXXXXX7

Enter the 6 digit OTP sent to your registered email: mXXXXXXXX@gmail.com

15. If OTP verification fails or you do not receive the OTP, click on the “**Resend OTP**” option and repeat the above steps.

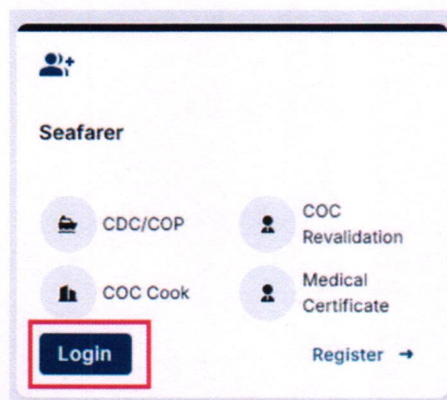


Profile Verification and Password Creation

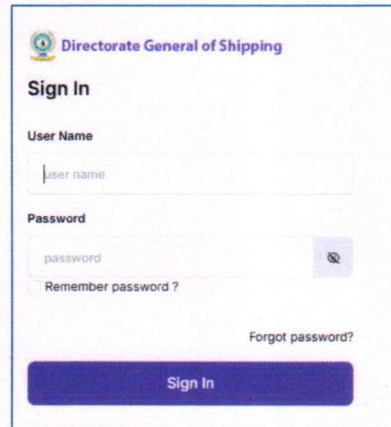
16. After successful OTP verification (both mobile and email), a **Personal Details Verification Form** will be displayed.
17. Verify the pre-filled personal details carefully.
18. Scroll down to the password section and:
- Enter your **Password**
 - Re-enter the same password in the **Confirm Password** field
19. Enter the **Captcha** digits displayed on the screen.
20. Click on the “**Verify**” button.
21. Upon successful verification, your **registration will be completed**.
22. A **successful registration message** will be displayed on the screen.

B. Login Process

1. After successful registration, you can log in using either of the following options:
- Click on the “**Login**” button available on the success message screen,
 - OR**
 - Visit the portal homepage, go to the **Seafarer** section, and click on “**Login.**”



2. On the login page, enter the following credentials:
 - o **Username:** INDOS Number
 - o **Password:** Password created during registration
3. Click on the “**Sign In**” button.
4. Upon successful login, you will be redirected to your **Seafarer Dashboard/Profile**.



Directorate General of Shipping

Sign In

User Name

Password

Remember password ?

[Forgot password?](#)

Sign In

For any queries related to login or technical assistance, users may contact:
dgs.support@gov.in

Note:- The Password created during the registration process are exclusively valid for accessing the **new eSamudra portal** and must be used for all future access to the Seafarer services on the new eSamudra platform.

ANNEXURE - II

Seafarer Registration on eSamudra Portal

<https://esamudra.dgshipping.gov.in>

SOP to Update the Contact Details of Seafarer

This SOP provides step-by-step guidance for candidates who are unable to receive the Mobile OTP and/or Email OTP during the registration process of their Seafarer Profile on the **eSamudra Portal** of the Directorate General of Shipping (DGS).

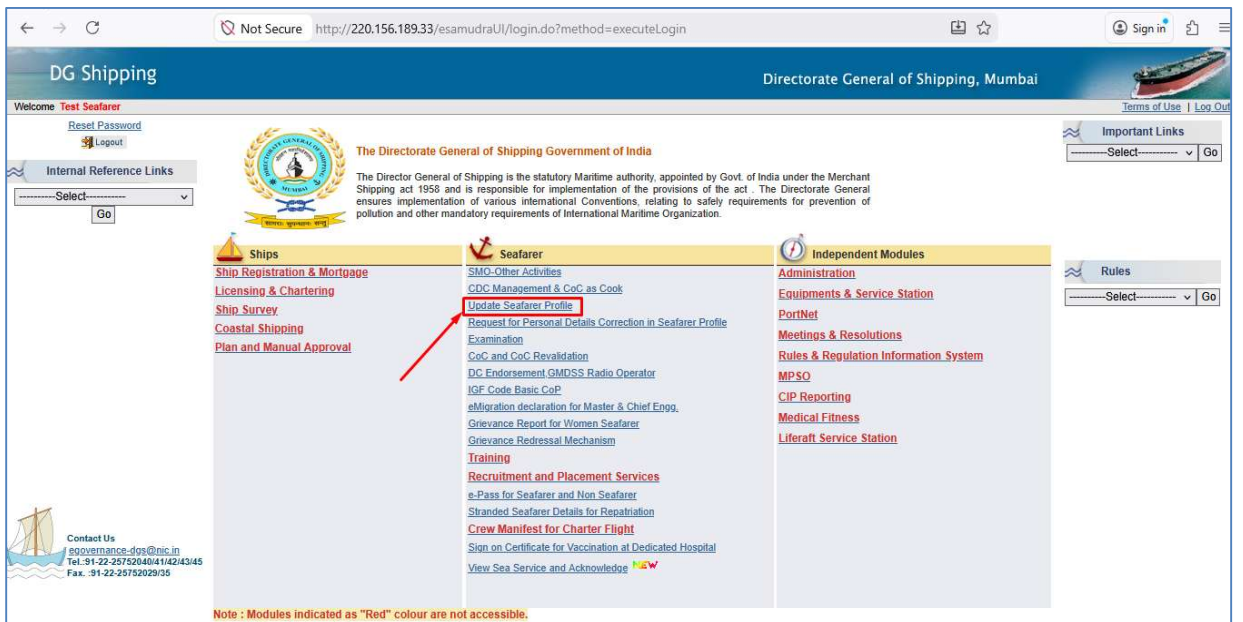
Step 1: Verify Contact Details on existing e-Governance Portal

(<https://www.dgshipping.gov.in>)

- Log in to the e-Governance portal ((<https://www.dgshipping.gov.in>))

The screenshot shows the DG Shipping e-Governance Portal. The page has a blue header with the DG Shipping logo and the text 'Directorate General of Shipping, Mumbai'. Below the header, there is a navigation menu with 'Esamudra Modules', 'DG Shipping', 'Terms of Use', 'Download Acrobat Reader', and 'Download Hindi Font(Susha)'. The main content area is divided into three columns: 'Ships', 'Seafarer', and 'Independent Modules'. The 'Seafarer' column is highlighted in yellow and contains the following links: 'SMO-Other Activities', 'CDC Management & CoC as Cook', 'Update Seafarer Profile', 'Request for Personal Details Correction in Seafarer Profile', 'Examination', 'CoC and CoC Revalidation', 'DC Endorsement GMDSS Radio Operator', 'IGF Code Basic CoP', 'eMigration declaration for Master & Chief Engg.', 'Grievance Report for Women Seafarer', 'Grievance Redressal Mechanism', 'Training', 'Recruitment and Placement Services', 'e-Pass for Seafarer and Non Seafarer', 'Stranded Seafarer Details for Repatriation', 'Crew Manifest for Charter Flight', 'Sign on Certificate for Vaccination at Dedicated Hospital', and 'View Sea Service and Acknowledge'. The 'Ships' column contains 'Ship Registration & Mortgage', 'Licensing & Chartering', 'Ship Survey', 'Coastal Shipping', and 'Plan and Manual Approval'. The 'Independent Modules' column contains 'Administration', 'Equipments & Service Station', 'PortNet', 'Meetings & Resolutions', 'Rules & Regulation Information System', 'MPSO', 'C/P Reporting', 'Medical Fitness', and 'Liferaft Service Station'. On the left side, there is a login form with 'User Id' and 'Password' fields, a 'Login' button, and links for 'New User', 'Forgot Password', 'View Registration Status', and 'Seafarer Registration'. At the bottom left, there is a 'Contact Us' section with the email 'egovernance-dgs@nic.in', telephone number '91-22-25752040/41/42/43/45', and fax number '91-22-25752026/35'.

- Navigate to the **Update Seafarer Profile** section.



- Update your **mobile number** and **email ID** which are active.

Seafarer Details -> Personal,Address,Physical Details

Seafarer Profile

Note : All fields marked with an (*) asterisk are mandatory.

Personal Details

Indos No.	06CM0001	Discipline*	Nautical
Surname / Last Name		Given Name*	Test Seafarer
Gender*	MALE		
Date of Birth*	01/01/1996	Place of Birth*	Mumbai
Birth State*	maharashtra	Birth Country*	India
Nationality*	hindu		

Address Details

Present Address*		Permanent Address
Test editable		
editable		
editable		
City*	Mumbai	
Pin*	111000	
State*	Maharashtra	
Country*	India	
Telephone Number	123132132	
Mobile Number	8888888888	
Email Id*	sochiknanaoagale2@gmail.com	

Physical Details

Height (in Cms)*	12	Hair Color*	CDC
Eye Color*	CDC	Complexion*	CDC
Identification Mark*	CDC		

Buttons: Save & Next, Clear, Next, Exit

- Save the data by clicking 'Save & Next' button.
- Proceed to Step 2 after 2 Hours.

Step 2: Initiate Registration on eSamudra Portal

- Visit the eSamudra portal: <https://esamudra.dgshipping.gov.in>
- Enter your **INDOS Number** and initiate registration.
- An OTP will be sent to your registered mobile number and email ID (As available on the e-Governance portal).

Step 3: OTP Verification & Issue Handling

If OTPs are received:

- Enter the OTP and proceed with registration.

If OTP is NOT received:

- Ensure your registered Mobile Number and Email ID are active.
- Check your spam/junk folder for the Email OTP.
- Wait for a few minutes and retry.

If issue persists:

- Re-verify and update your contact details on the e-Governance portal (*Please wait at least 2 hours to reflect the changes in eSamudra Portal*).
- Retry the registration process on eSamudra.
- If the issue persists, candidates are advised to send an email with complete details to dgs.support@gov.in or contact the helpdesk at **+91-079-65804875 (Mon-Fri, 9:30 AM-6:00 PM IST)** for further assistance.
